

### Investment Promotion

(Cumulative Value of Applications Received)

Targeted Area Q3/2023	Number of Projects		Investment Value (Million Baht)	
	Jan - Sep 2022	Jan - Sep 2023	Jan - Sep 2022	Jan - Sep 2023
<b>Thailand</b>	<b>1,182</b>	<b>1,547</b>	<b>423,370</b>	<b>516,447</b>
EEC	355	551	241,021	231,657
(%YoY)		55.21%		-3.89%
Rayong	141	192	198,795	64,418
(%YoY)		36.17%		-67.60%
Chonburi	172	293	37,075	148,018
(%YoY)		70.35%		299.24%
Chachoengsao	42	66	198,795	64,418
(%YoY)		57.14%		-67.60%
<b>% Share of EEC compared to the whole country</b>	<b>30.03%</b>	<b>35.62%</b>	<b>56.93%</b>	<b>44.86%</b>

Source: Board of Investment (BOI)

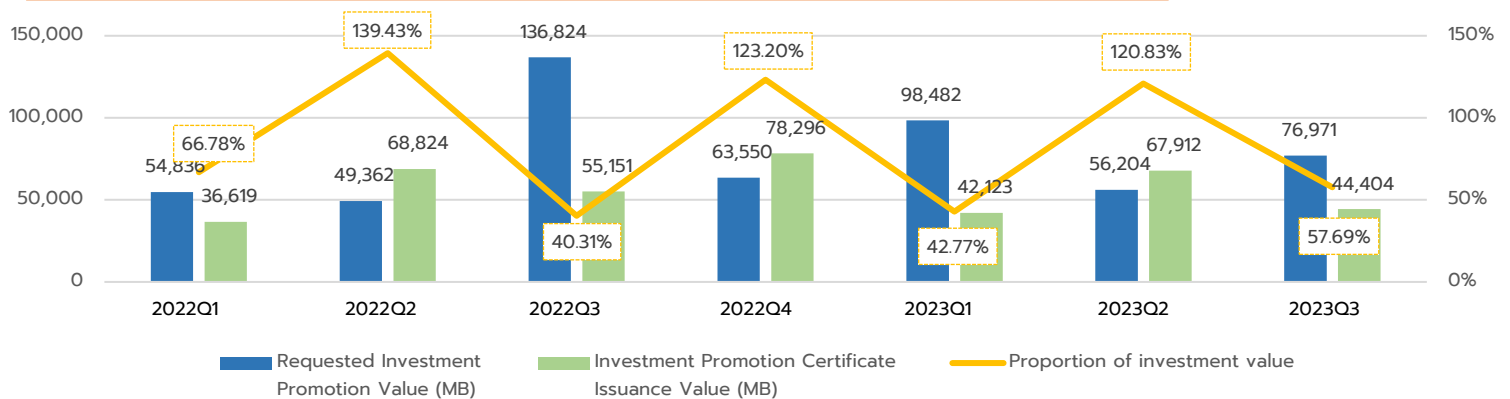


### Investment Promotion

During the period from Jan - Sep 2023, there were a total of 551 projects seeking investment promotion, representing an increase of 55.21 percent compared to the same period in 2022, with a proportion of 37.86 percent of the total nationwide. The total investment amount was 231,657 million baht, showing a decrease of 3.89 percent compared to the period from Jan - Sep 2022, with a proportion of 44.86 percent of the total nationwide.

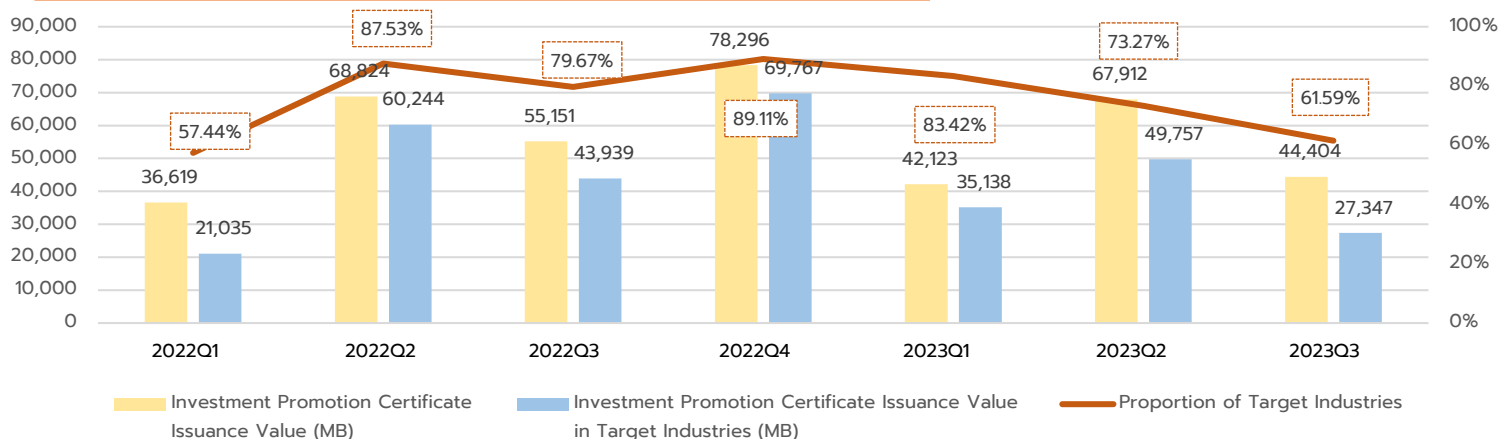
Furthermore, when considering the value of investment promotion applications and issuance of cards in EEC, it was found that in the Q3/2024, the proportion was only 57.69 percent, which is lower than the previous quarter's proportion of 120.83 percent. However, concerning the issuance of cards in the targeted industries, there was an increasing trend. In the Q3/2024, the proportion was 61.59 percent, down from the previous quarter's proportion of 73.27 percent.

### Comparing the value of investment promotion applications and card issuance in EEC



Source: Board of Investment (BOI)

### Comparing the value of card issuance in targeted industries in EEC



Source: Board of Investment (BOI)

Note: Projection as of November 20, 2023

### Requested Value

for Investment in EEC Q3/2023



**76,971**  
**Million Baht**  
 ↓ **(-43.74 %yoy)**

The value is 43.86% of the total requested value in the whole country

### Certificate Issuance Value

for Investment in EEC Q3/2023



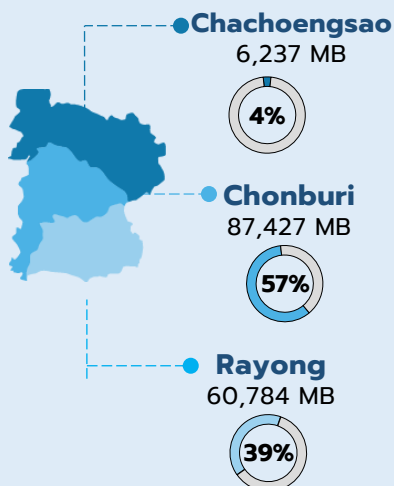
**44,404**  
**Million Baht**  
 ↓ **(-19.49 %yoy)**

The value is 44.30% of the total certificate issuance value in the whole country

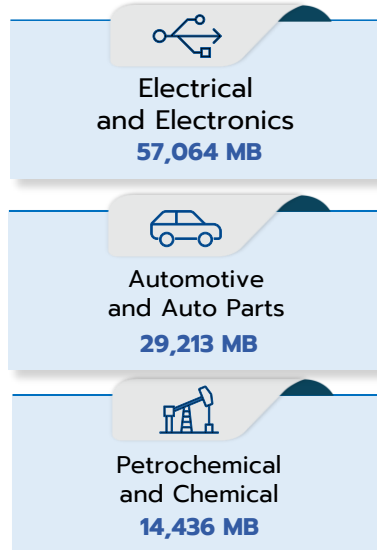


The Certificate Issuance Value in EEC in Q3/2023 has decreased by 19.49% compared to the same quarter of the previous year and decrease by 34.61% compared to the Q3/2023 industries that experienced significant growth include the automotive and parts industry, as well as the electrical and electronics industry.


### Provincial Investments (Jan - Sep 2023)



### Top 3 Investment Value in Targeted Industries



### Top 5 Nationalities with the most Investments in EEC



*Notation: The total investment amount, including both Joint Venture and Non-Joint Venture*

Note: Projection as of November 20, 2023