

Investment Promotion

(Cumulative Value of Applications Received)

Targeted Area Q4/2023	Number of Projects		Investment Value (Million Baht)	
	Jan - Dec 2022	Jan - Dec 2023	Jan - Dec 2022	Jan - Dec 2023
Thailand	1,981	2,307	591,549	848,318
EEC	588	812	304,599	379,766
(%YoY)		38.10%		24.68%
Rayong	226	284	239,070	146,047
(%YoY)		25.66%		-38.91%
Chonburi	288	439	56,288	204,682
(%YoY)		52.43%		263.63%
Chachoengsao	74	89	239,070	146,047
(%YoY)		20.27%		-38.91%
% Share of EEC compared to the whole country	29.68%	35.20%	51.49%	44.77%

Source: Board of Investment (BOI)

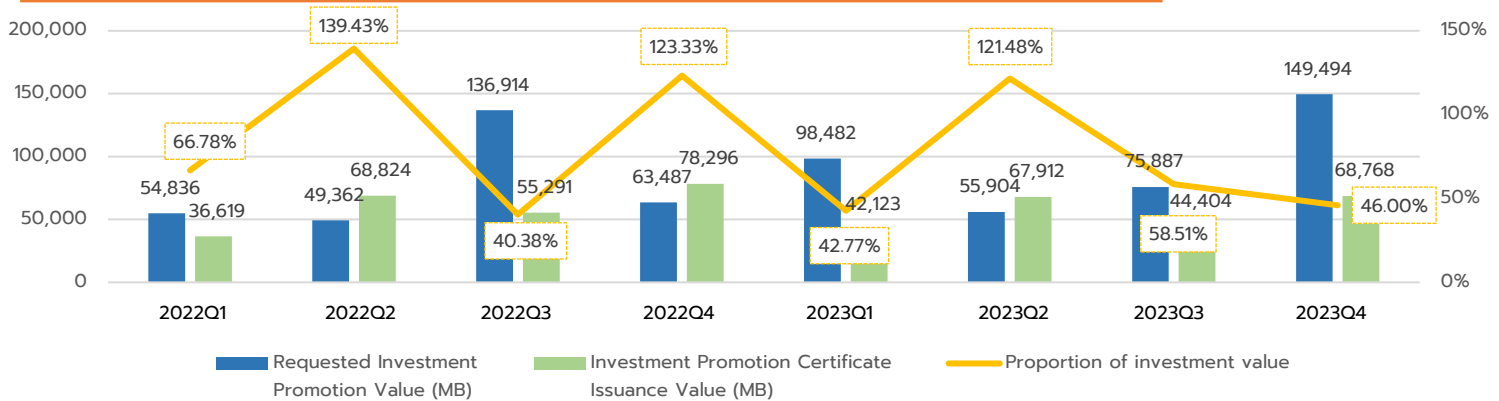


Investment Promotion

During the period from Jan - Dec 2023, there were a total of 812 projects seeking investment promotion, representing an increase of 38.10 percent compared to the same period in 2022, with a proportion of 35.20 percent of the total nationwide. The total investment amount was 379,766 million baht, showing an increase of 24.68 percent compared to the period from Jan - Dec 2022, with a proportion of 44.77 percent of the total nationwide.

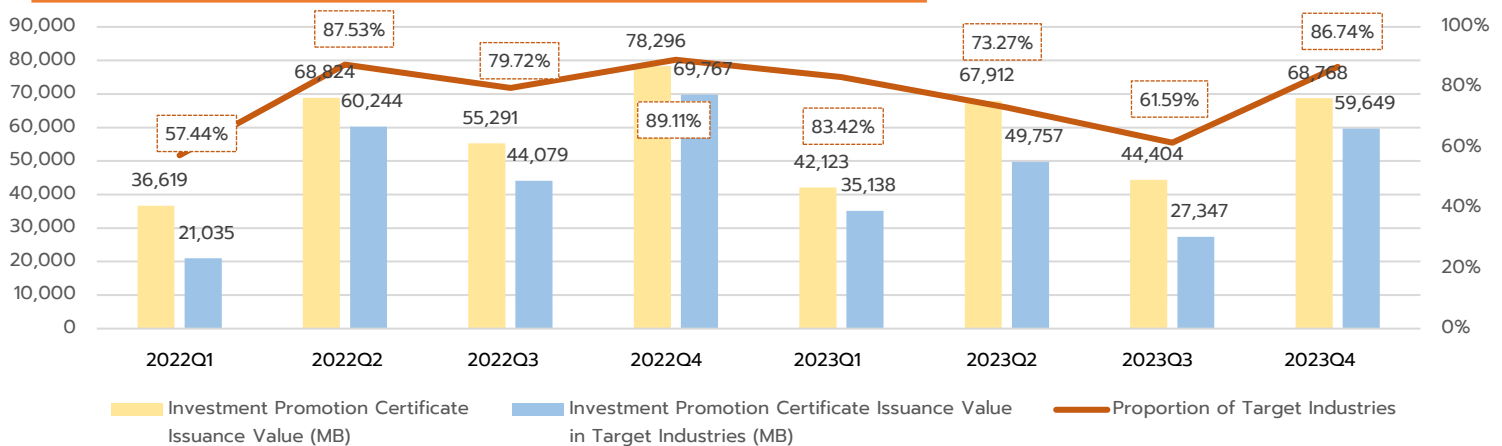
Furthermore, when considering the value of investment promotion applications and issuance of cards in EEC, it was found that in the Q1/2024, the proportion was only 46.00 percent, which is lower than the previous quarter's proportion of 58.51 percent. However, concerning the issuance of cards in the targeted industries, there was an increasing trend. In Q4/2023, the proportion was 86.74 percent, up from the previous quarter's proportion of 61.59 percent.

Comparing the value of investment promotion applications and card issuance in EEC



Source: Board of Investment (BOI)

Comparing the value of card issuance in targeted industries in EEC

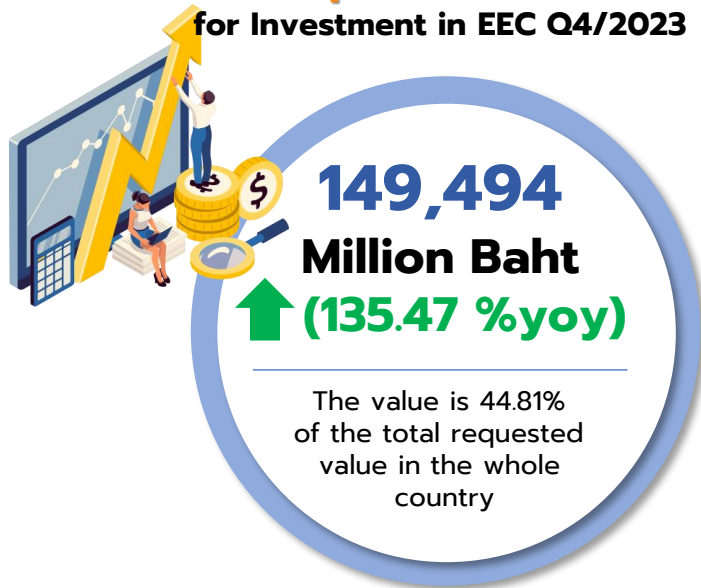


Source: Board of Investment (BOI)

Note: Projection as of February 19, 2024

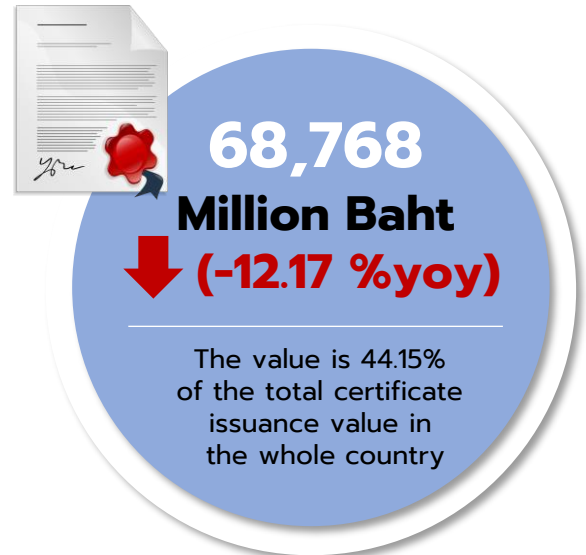
Requested Value

for Investment in EEC Q4/2023



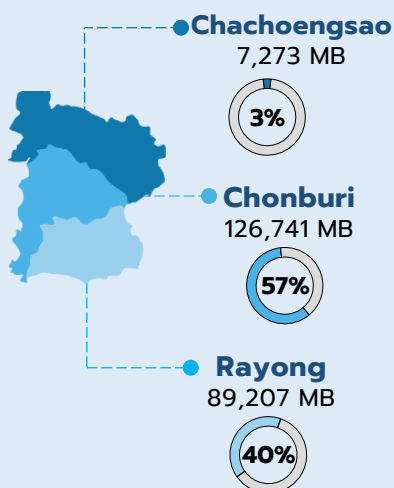
Certificate Issuance Value

for Investment in EEC Q4/2023

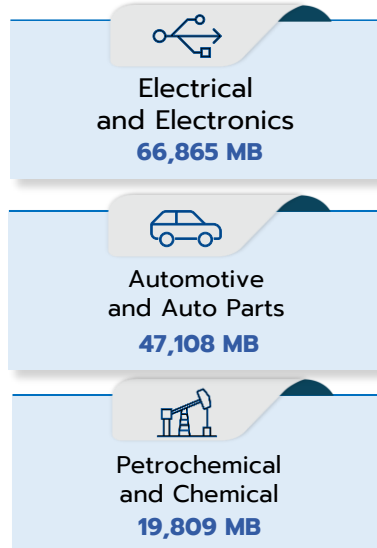


The Certificate Issuance Value in EEC in Q4/2023 **has decreased by 12.17% compared to the same quarter of the previous year** and **increase by 54.87% compared to the Q4/2023** industries that experienced significant growth include the automotive and parts industry, as well as the electrical and electronics industry.


Provincial Investments (Jan - Dec 2023)



Top 3 Investment Value in Targeted Industries



Top 5 Nationalities with the most Investments in EEC



Notation: The total investment amount, including both Joint Venture and Non-Joint Venture

Note: Projection as of February 19, 2024